

2019 PRODUCT GUIDE

BUCKINGHAM®
EST. **SLATE** 1867

Quality built from the Earth.



Highest quality slate on Earth.

Resilient to the toughest environments.

Outstanding mechanical strength.

Genuine unfading, low absorption slate.

Rich tones of black, gray and blue.

Built for the finest architectural designs.

All natural, non-toxic & LEED eligible.

Remarkable durability – Lasts a lifetime.

Handmade in America since 1867.



National Stone Institute



National Stone Institute for
Buckingham County Library



National Stone Institute

BUCKINGHAM COUNTY PRIMARY SCHOOL

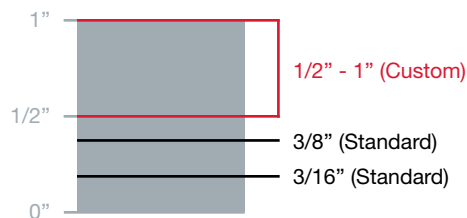
Performance unmatched for centuries. U.S. Geological Survey's bulletin supports this claim.

Roofing

Buckingham® Slate is a superior roofing slate due to its resistance to acids, low absorption rate, genuine unfading qualities, and extra-long product lifespan. Our slate is quarried and manufactured in the USA — always has been and always will be.



THICKNESSES



WEIGHT PER SQUARE

900 lbs	3/16"
1,100 lbs	3/8"
1,600 lbs	1/2"
2,400 lbs	3/4"
3,300 lbs	1"

SIZES (INCHES)	PIECES PER PALLET	EXPOSED WHEN LAID 3 INCH LAP	APPROXIMATE NAIL PER SQUARE	
-------------------	----------------------	------------------------------------	--------------------------------	--

10" x 6"	686	3 1/2"	7 lbs	13 ozs
10" x 7"	588	3 1/2"	7 lbs	4 ozs
10" x 8"	515	3 1/2"	5 lbs	14 ozs

12" x 6"	533	4 1/2"	6 lbs	1 ozs
12" x 7"	457	4 1/2"	5 lbs	3 ozs
12" x 8"	400	4 1/2"	4 lbs	9 ozs
12" x 9"	355	4 1/2"	4 lbs	1 ozs
12" x 10"	320	4 1/2"	3 lbs	10 ozs

14" x 7"	374	5 1/2"	4 lbs	4 ozs
14" x 8"	327	5 1/2"	3 lbs	12 ozs
14" x 9"	291	5 1/2"	3 lbs	5 ozs
14" x 10"	261	5 1/2"	3 lbs	3 ozs
14" x 11"	239	5 1/2"	2 lbs	11 ozs
14" x 12"	218	5 1/2"	2 lbs	8 ozs

16" x 8"	277	6 1/2"	3 lbs	2 ozs
16" x 9"	246	6 1/2"	2 lbs	13 ozs
16" x 10"	222	6 1/2"	2 lbs	8 ozs
16" x 11"	201	6 1/2"	2 lbs	5 ozs
16" x 12"	184	6 1/2"	2 lbs	2 ozs
16" x 14"	160	6 1/2"	1 lbs	13 ozs

18" x 9"	213	7 1/2"	2 lbs	7 ozs
18" x 10"	192	7 1/2"	2 lbs	3 ozs
18" x 11"	175	7 1/2"	2 lbs	0 ozs
18" x 12"	160	7 1/2"	1 lbs	13 ozs
18" x 13"	148	7 1/2"	1 lbs	11 ozs
18" x 14"	137	7 1/2"	1 lbs	9 ozs

20" x 9"	189	8 1/2"	2 lbs	3 ozs
20" x 10"	170	8 1/2"	1 lbs	15 ozs
20" x 11"	154	8 1/2"	1 lbs	12 ozs
20" x 12"	141	8 1/2"	1 lbs	10 ozs
20" x 13"	132	8 1/2"	1 lbs	8 ozs
20" x 14"	121	8 1/2"	1 lbs	6 ozs

22" x 10"	152	9 1/2"	1 lbs	12 ozs
22" x 11"	138	9 1/2"	1 lbs	9 ozs
22" x 12"	126	9 1/2"	1 lbs	7 ozs
22" x 13"	117	9 1/2"	1 lbs	5 ozs
22" x 14"	108	9 1/2"	1 lbs	4 ozs

24" x 11"	125	10 1/2"	1 lbs	5 ozs
24" x 12"	114	10 1/2"	1 lbs	7 ozs
24" x 13"	106	10 1/2"	1 lbs	3 ozs
24" x 14"	98	10 1/2"	1 lbs	2 ozs
24" x 16"	86	10 1/2"	1 lbs	0 ozs

SHAPES

*Custom shapes available upon request.




Rectangle
(Standard)



Beveled
(Custom)



Arched
(Custom)



Scalloped
(Custom)



Tapered
(Custom)

Architectural

Buckingham® Slate is not the norm – its upper-echelon status is what makes it the premier choice for distinguished architectural designs.



Custom / Structural

Take your living spaces or exterior applications to the ultimate level of sophistication with Buckingham® Slate. We create custom designs to fulfill your vision.

CUSTOM SLATE PRODUCTS INCLUDE:

Fireplace Hearths and Fireplace Surrounds
Stair Treads and Risers
Wall Caps
Window Sills
Countertops
Tabletops
Baseboards
And More

PRODUCTS AVAILABLE IN:

Face: Natural Cleft or Honed Finish
Back: Gauged Natural Cleft or Honed Finish
Thickness: Custom - Minimum 1/2"

EDGE OPTIONS:



Finished Edges
and Arris Removed



1/4 Bevel



Quarter Nosing



Rounded Corners





Interior Flooring

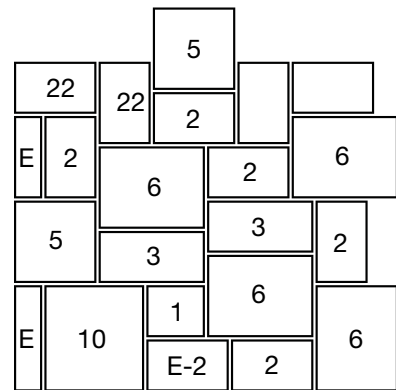
Random patterns, custom patterns, and uniform tile are sold by the box with the following specifications.

SURFACE COVERAGE	THICKNESS	JOINT SIZE	WEIGHT
10 sq. ft.	1/4" - 3/8"	1/2"	3.75 lbs.

FACE OPTIONS


Natural Cleft or Honed

Random A-10



SIZE	# OF PIECES	REFERENCE	*Sold per box only, custom sizes available upon request.
6" x 6"	1	1	
9" x 6"	9	2	
12" x 6"	2	3	
9" x 9"	2	5	
12" x 9"	4	6	
12" x 12"	1	10	
9" x 3"	1 Extra	E	
12" x 3"	1 Extra	E	
9" x 6"	1 Extra	E2	

Uniform Tile



SIZE	THICKNESS	JOINT SIZE	*Custom sizes available upon request.
12" x 12"	1/4"	1/2"	
11 5/8" x 11 5/8"	1/4"	3/8"	
5 5/8" x 11 5/8"	1/4"	3/8"	

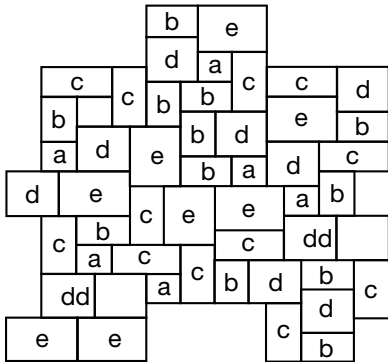
Exterior Flooring

Our Natural Cleft Face, gauged back slate is available in No. 1, No. 7, and custom patterns available upon request.

CUSTOM BOX SPECIFICATIONS

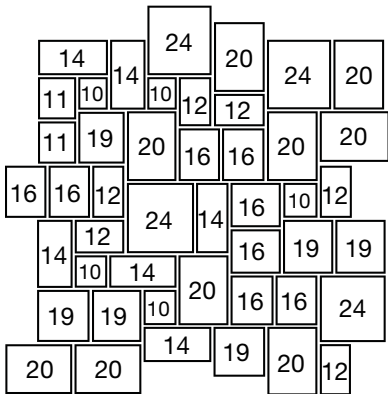
SURFACE	THICKNESS	JOINT SIZE	FACE/BACK
COVERAGE			
100 sq. ft.	1/2"	1/2"	Natural Cleft
minimum order	3/4"	Custom available	Face w/ Gauged
	1"		Back

No. 1



SIZE	# OF PIECES	REFERENCE
12" x 12"	7	a
12" x 18"	12	b
12" x 24"	12	c
18" x 18"	12	d
18" x 24"	8	e

No. 7



SIZE	# OF PIECES	REFERENCE #
12" x 12"	5	10
15" x 12"	2	11
18" x 12"	6	12
24" x 12"	6	14
18" x 15"	8	16
18" x 18"	6	19
24" x 18"	9	20
24" x 24"	4	24



Hardscapes

Buckingham® Slate adds a refined touch to exterior spaces with Buckingham L-Series products. Use it as landscape mulch and in driveways and walking paths as an attractive alternative to wood mulch. The slate's rich color will not fade, providing you a sophisticated, permanent solution to the hardscape portion of your landscaping plan.



Black Wall Stone

Black Wall Stone and slabs used for landscapes such as garden walls, driveway lining, and decorative walls.

PACKAGE SPECIFICATIONS

LENGTH

Random, up to 36"

THICKNESS

3 1/2" average

FACE HEIGHT

2 1/4" - 6" (custom sizes available upon request)

FACE/BACK

Natural Cleft

WEIGHT

15 pounds per sq. ft. per 1" thickness





Flagging

Buckingham® Slate provides an undeniably distinct aesthetic as flagging for patios, walkways, driveways, and pool decks. The rugged, natural look of the slate seamlessly blends the outdoor environment into the perimeter of the structure.

Mega Flagging



SHAPE	THICKNESS	APPROX. SQ. FT./TON	WEIGHT/PALLET
Irregular	3/4" - 1 1/2"	80 sq. ft.	2,000 lbs.

Quarry Run Flagging



SHAPE	THICKNESS	APPROX. SQ. FT./TON	WEIGHT/PALLET
Irregular	3/4" - 1"	110 sq. ft.	2,000 lbs.

Super Flagging



SHAPE	THICKNESS	APPROX. SQ. FT./TON	WEIGHT/PALLET
Irregular	1" - 2"	65 sq. ft.	4,000 lbs.

Stepping Stones



SIZE	PIECES/PALLET	WEIGHT/PALLET	*Custom sizes and thicknesses available upon request.
12" x 12"	150	2,000 lbs.	
18" x 12"	100	2,000 lbs.	
12" x 24"	75	2,000 lbs.	
18" x 18"	67	2,000 lbs.	
18" x 24"	50	2,000 lbs.	
24" x 24"	38	2,000 lbs.	

L-Series

Buckingham L-Series provides a sophisticated look to your landscape. A maintenance-free alternative to wood mulch, the L-Series offers distinctive black, gray and blue tones in an unfading slate product you'll only find with us. Our L-Boulders, which vary in size and shape for a natural appearance, serve as a signature focal point to any design crafted by architects and landscapers.

Applications

Driveways	Parking Lots
Walkways	Water Features
Landscaping	And More
Trails	



PRODUCT	SIZE	APPROX. SQ. FT./TON
L-2	1" - 3" pieces	100 sq. ft.



PRODUCT	SIZE	APPROX. SQ. FT./TON
L-5	3/4" - 1 1/2" pieces	100 sq. ft.



PRODUCT	SIZE	APPROX. SQ. FT./TON
L-57	1/2" - 1 1/4" pieces	100 sq. ft.



PRODUCT	SIZE	APPROX. SQ. FT./TON
L-8	3/16" - 1/2" pieces	100 sq. ft.



PRODUCT	SIZE	APPROX. SQ. FT./TON
L-10	trail dust - 3/16" pieces	100 sq. ft.

*Approximate sq. ft. coverage per ton is based on 1"-2" depth.

*Landscaping boulders available upon request.

*Available for pick-up or delivery.

*Request a sample bag of Buckingham L-Series.



History

Buckingham County's rich supply of slate was first discovered in the 1700s by Welsh settlers, who used slabs of the blue-black rock they found in the banks of Hunts Creek to roof their homes. Unbeknownst to them, these settlers had stumbled upon one of the finest veins of slate in the world.

Founded in 1867, Buckingham® Slate is still produced at this same location in Arvon, Virginia. The slate's properties – unfading color, low absorption rate, a lifespan of 150 years or more, natural textures and luster – make it a one-of-a-kind material, unmatched by any other building material. Our products are found in many of the country's top universities, religious buildings and fine homes, delivering an architectural aesthetic that can't be matched.

One of our country's founding fathers, Thomas Jefferson, was among the first Americans to recognize the beauty and value of Buckingham County's slate, which he specified in his architectural designs. Jefferson specified the use of our slate on the campus of the University of Virginia, where Buckingham® Slate can still be found on the centuries-old structures.

For more than 150 years, Buckingham® Slate has quarried the finest slate roofing, flooring and architectural products available anywhere. Our 500-acre property in Buckingham County, Virginia is the only reliable source of true unfading Buckingham® Slate.



Resources

These cleaning products can help your Buckingham® Slate products look their best, removing any contaminants from its surface. The sand stabilizers are the ideal complement for slate flagging on patios, walkways, driveways and pool decks.

CLEANERS



NMD 80 Masonry Detergent

1 Gallon / 5 Gallon

Cleans masonry and hardscape products - stone, concrete, clay.



EF-Fortless Efflorescence Cleaner

1 Gallon

No mixing or rinsing.



One Restore Restoration Detergent

1 Gallon

Removes the deepest stains from almost any surface.

POLYMERIC SAND STABILIZERS



Techniseal HP NextGel Polymeric Sand

50 lbs.



Gator Maxx Polymeric Sand

50 lbs.

A Letter to Architects from the U.S. Geological Survey

THERE IS A DIFFERENCE IN KINDS OF SLATE

Please refer to the Federal Specifications SS-S-451 which states that the classification of Dale (in the U.S. Geological Survey Bulletin #586, Page 188), shall be taken as a guide for the Federal Specification. Dale lists Buckingham® Slate as unfading.

Some slate producers, other than Buckingham® Slate, domestic and foreign, claim their slate qualifies as an unfading slate even though there is a slight to severe color change over the years. Any slate that changes in color cannot be classified honestly as an unfading slate, and these statements are misleading to the architects and specification writers. Buckingham® Slate is a Genuine Grade-A Unfading Slate, and we will guarantee in writing that Buckingham® Slate will not fade, will not disintegrate, and will always match any future addition to any previous job. According to the U.S.G.S. Bulletin #586, Page 147, "IN TEXTURE, DENSITY AND CAPACITY OF RESISTING ATMOSPHERIC AGENTS, IT CAN SCARCELY BE EXCELLED BY A SIMILAR MATERIAL IN ANY PART OF THE WORLD."

THERE IS A DIFFERENCE IN KINDS OF SLATE, Buckingham® Slate is classified as a mica slate with continuous layers (Micaceous Matrix) with marked aggregate polarization. This quality of continuity in layers makes Buckingham® Slate practically non-absorbent with a rate of .01 to .08.

There are other slates on the market that have some mica content, but are without the continuity of mica layers and contain sufficient FeCO₃ (Ferrous Carbonate) which causes fading upon exposure to weather. There is clay slate and limestone slate on the market, and the architect should be selective in specifying slate. With the large content of clay and lime in some slates, the fading often starts from ten to fifteen years, whereby, a light whitish cast will form on the face of the slate. This is due to the absorption of moisture which causes the lime and clay content to react causing the disintegration cycle.

We recommend the specification to read, "slate shall be Genuine Grade A-Unfading Blue-Black Slate" as produced by the Buckingham® Slate Company, (P.O.Box 8) 715 Arvon Rd., Arvon, Virginia 23004-0008. Maximum absorption rate shall be .08.

BUCKINGHAM®
EST. **SLATE** 1867

715 Arvon Road
P.O. Box 8
Arvon, Virginia 23004
1.800.235.8921
BuckinghamSlate.com